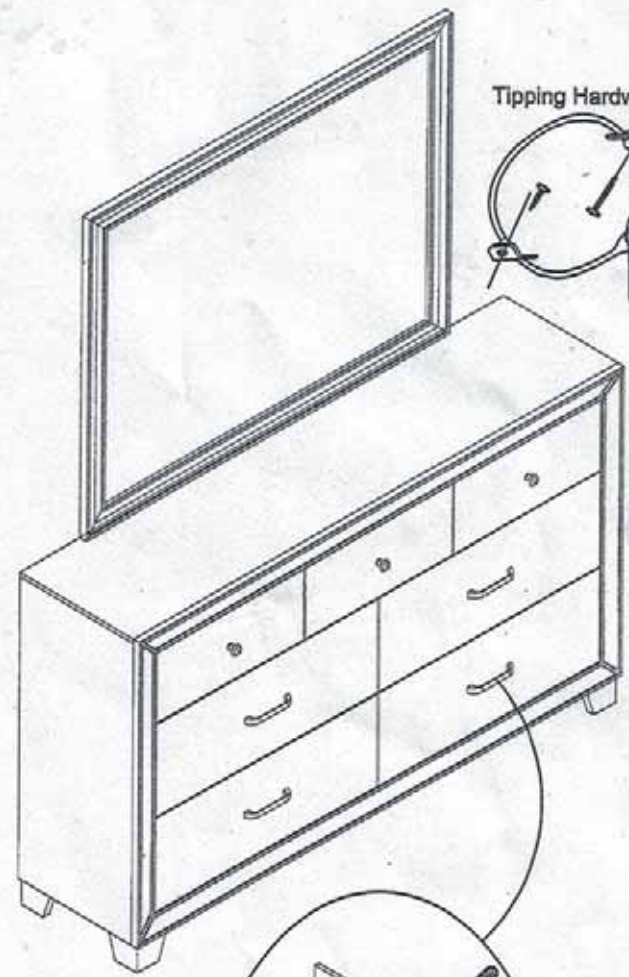


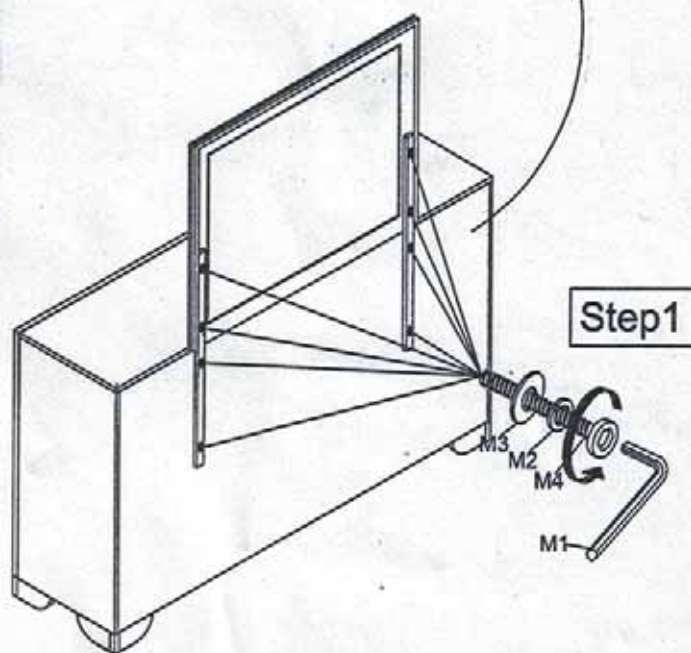
ITEM# B1004
(Dresser+Mirror)

ASSEMBLY INSTRUCTION FOR DRESSER / MIRROR

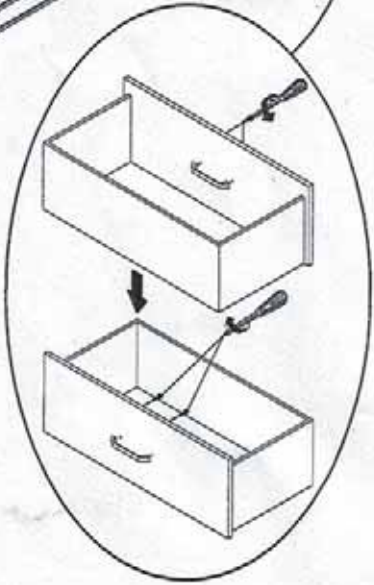
Thank you for purchasing this quality product. Be sure to check all packing material carefully for small Hardware which may have come loose inside the carton during shipment. Identify and count all hardware and compare with the hardware list below






★ **REMARK:** There is a tip restraint kit provided on the back of this product please read the direction thoroughly and install immediately







Step 1




PARTS LIST

A		DRESSER	1PC
D		MIRROR	1 PC
E		Mirror Support	2PCS

HARDWARE LIST OF MIRROR

M1		ALLEN KEY	4MMX66MM	1 PC
M2		SPRING WASHER	1/4"	8PCS
M3		FLAT WASHER	1/4"(19mm)	8PCS
M4		BOLT	1/4"x35mm	8PCS

1		Tipping Hardware	1pc
---	---	------------------	-----

MADE IN VIETNAM