






Best Master Furniture™
The Imported Furniture Specialist







ASSEMBLY INSTRUCTION

Item: **H700** - Dining Chair

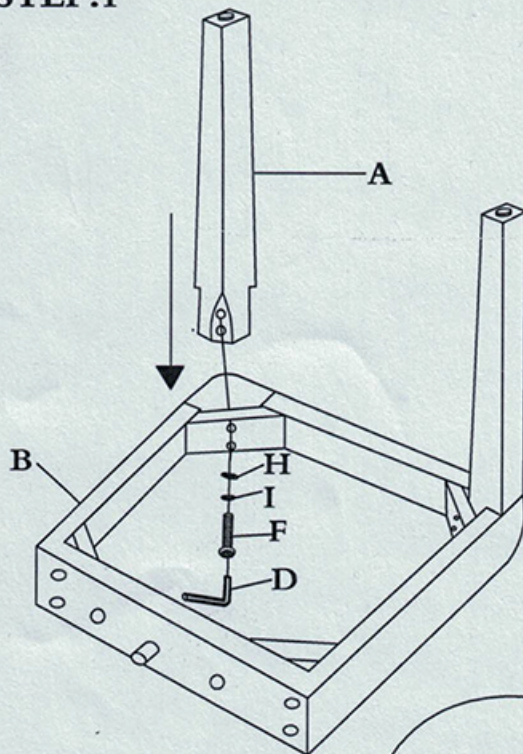
PARTS LIST

NO.	DESCRIPTION	SKETCH	QTY
A	FRONT LEGS		2 PCS
B	SEAT FRAME		1 PC
C	CHAIR BACK		1 PC

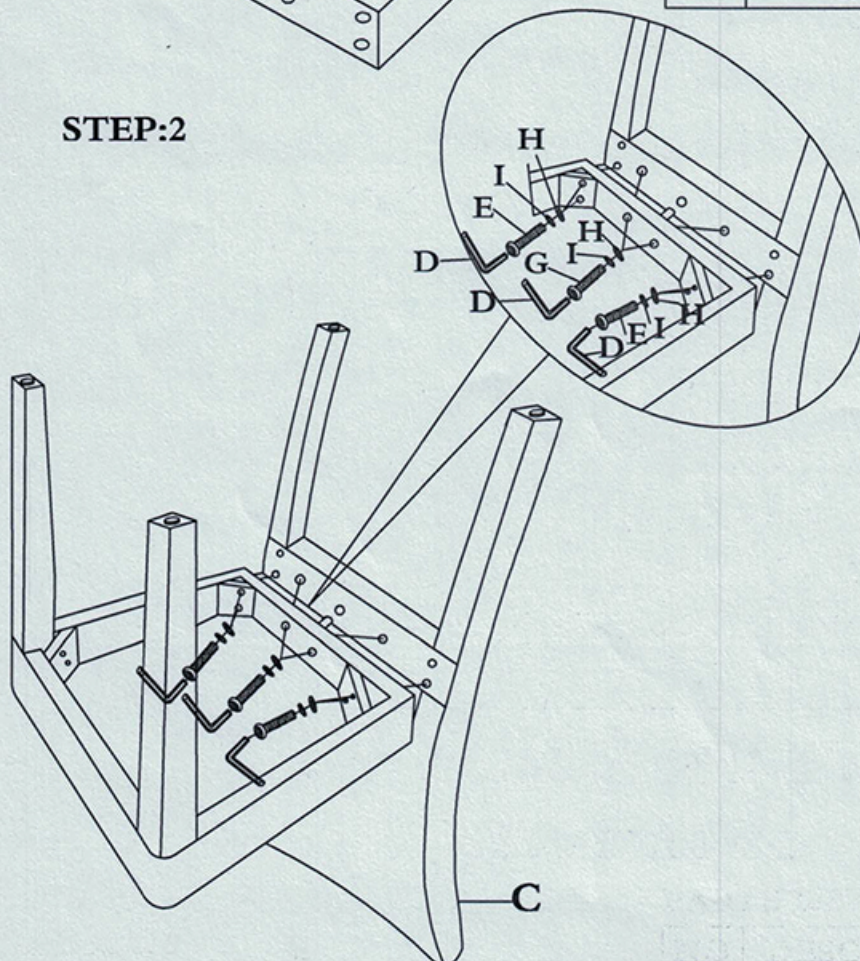
HARDWARE LIST

NO.	DESCRIPTION	SKETCH	QTY
D	WRENCH 5MM		1 PC
E	BOLT $\Phi 5/16"$ *3-1/2"		4 PCS
F	BOLT $\Phi 5/16"$ *2-1/2"		4 PCS
G	BOLT $\Phi 5/16"$ *2"		2 PCS
H	LOCK WASHER 5/16"*22MM		10 PCS
I	FLAT WASHER 5/16"		10 PCS

STEP:1



STEP:2



STEP:3



Caution: Please do not tighten all bolts until the chair is