





Best Master Furniture™
The Imported Furniture Specialist





ASSEMBLY INSTRUCTION

ITEM:H800-DT

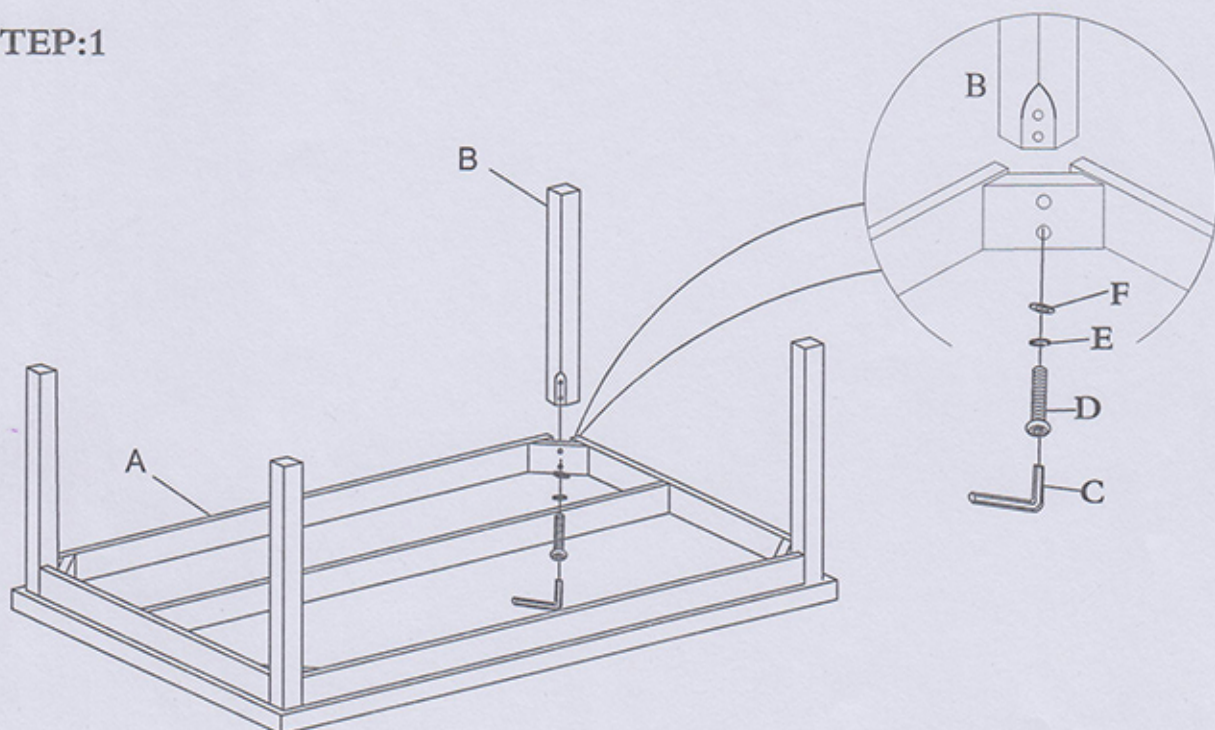
PARTS LIST

NO.	DESCRIPTION	SKETCH	QTY
A	TABLE TOP		1PC
B	TABLE LEG		4 PCS

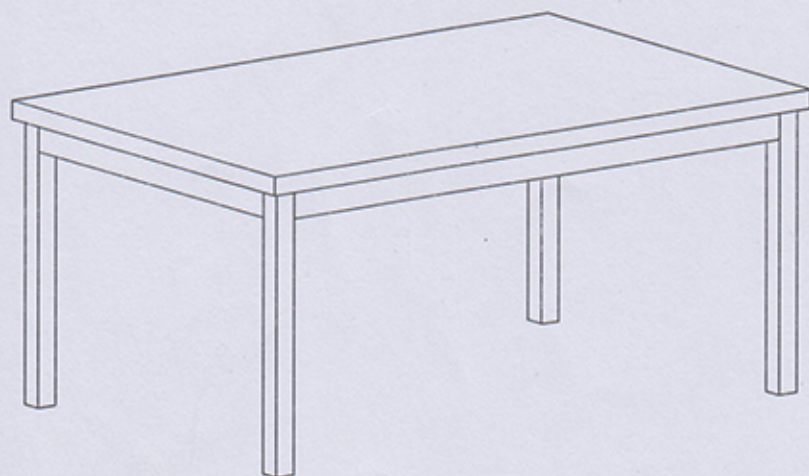
HARDWARE LIST

NO.	DESCRIPTION	SKETCH	QTY
C	WRENCH 5MM		1 PC
D	BOLT $\Phi 5/16"$ *2-1/2"		8 PCS
E	FLAT WASHER 5/16"		8 PCS
F	LOCK WASHER 5/16"*22MM		8 PCS

STEP:1



STEP:2



Caution: Please do not tighten all bolts until the chair is completely assembled

MADE IN CHINA