











Best Master Furniture™
The Imported Furniture Specialist

Assembly Guide: Y780 Dining Chair

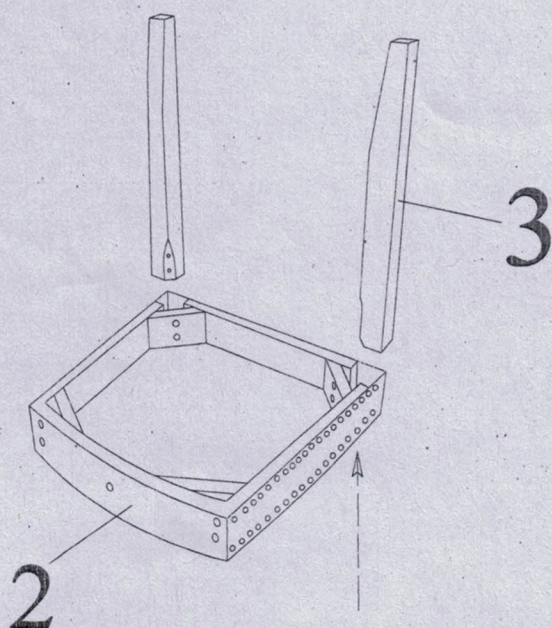
PARTS IDENTIFICATION

NO	Part	Sketch	Quantity
1		Back/seat	1PC
2		Seat Cushion	1PC
3		Left Front Leg	2PCS

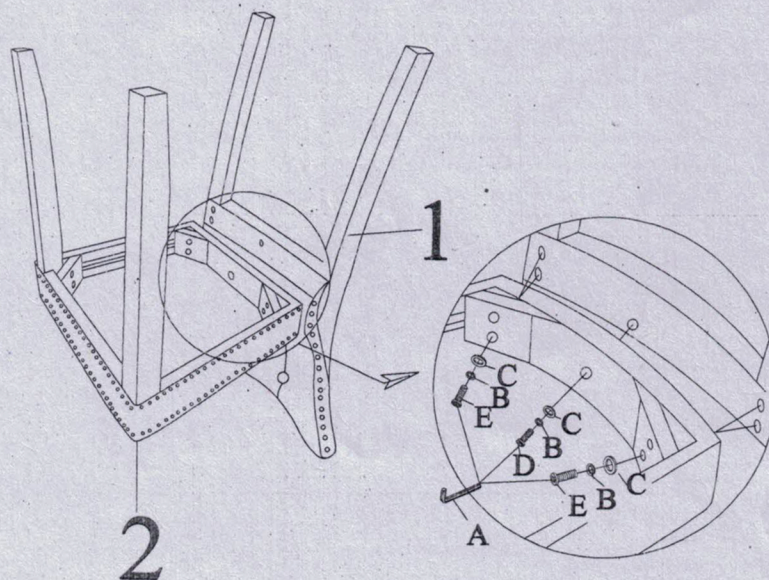
HARDWARE LIST

NO	Shape	Specification	Quantity
A		Allen Wrench	1PC
B		(5/16")	9PCS
C		(5/16"x22MM)	9PCS
D		(5/16"x2")	5PCS
E		(5/16"x3")	4PCS


STEP:1



STEP:2



STEP:2



Cleaning of pu/leather/fabric cover - wipe clean with a soft cloth moistened with water and neutral detergent .Do not use bleach,chemical or biological cleaners.