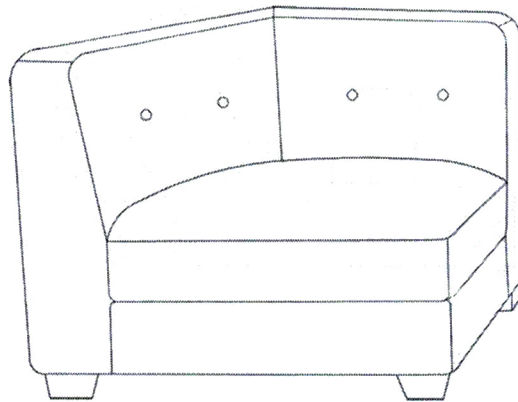




Best Master Furniture™
The Imported Furniture Specialist

ASSEMBLY INSTRUCTION

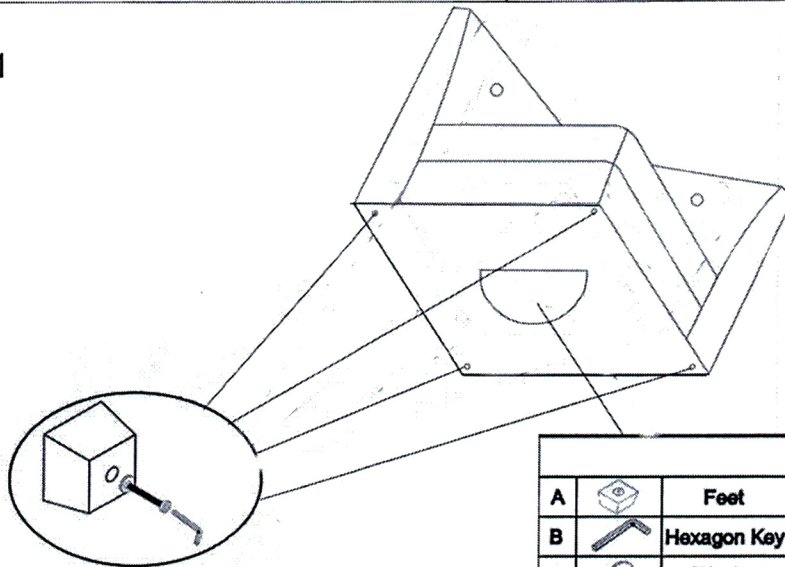
Item: R168 Corner







BEFORE YOU START...

1. Always read the assembly instructions carefully before beginning assembly.
2. The packaging and contents can be a choking hazard, therefore keep out of reach of small children at all the times

STEP 1



A		Feet	4PCS
B		Hexagon Key	1PCS
C		Washer	4PCS
D		Bolt	4PCS

STEP 2

