

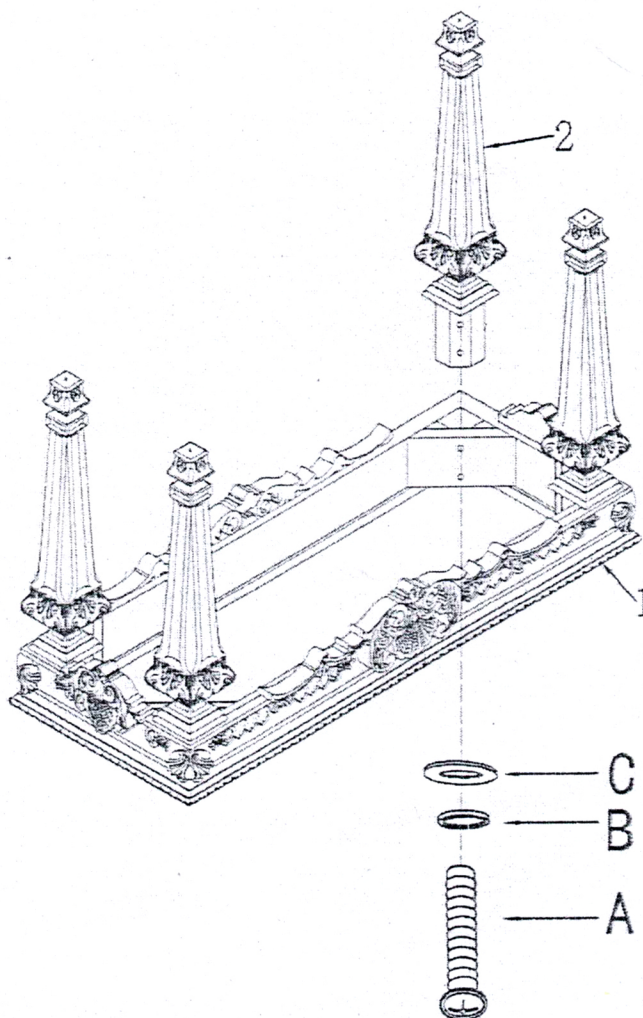
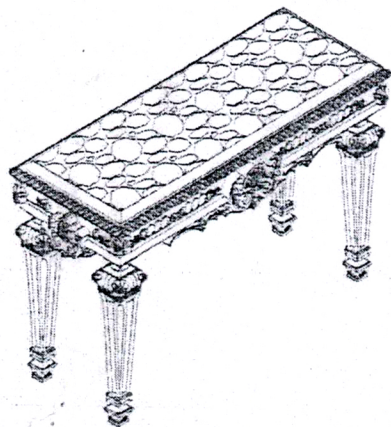







Best Master Furniture™
The Imported Furniture Specialist

Item: T388 Coffee, End and Sofa Table

ASSEMBLY INSTRUCTION

* DO NOT TIGHTEN SCREWS UNTIL COMPLETELY ASSEMBLED



NO	HARDWARE LIST	Q' TY
1		1PC
2		4PCS
A	 $\varnothing \frac{5}{16}'' * 2\frac{1}{2}'' L$	8PCS
B	 $\varnothing \frac{5}{16}''$	8PCS
C	 $\varnothing \frac{5}{16}''$	8PCS