



Best Master Furniture™  
The Imported Furniture Specialist



Best Master Furniture™

The Imported Furniture Specialist

B1981B/B1981G-Q

QUEEN SIZE BED

## ASSEMBLY INSTRUCTIONS







## ASSEMBLY TIPS:

1. Remove hardware from box and sort by size.
2. Please check to see that all hardware and parts are present prior to start of assembly.
3. Please follow attached instructions in the same sequence as numbered to assure fast & easy assembly.



### Warning !

1. Don't attempt to repair or modify parts that are broken or defective. Please contact the store immediately.
2. This product is for home use only and not intended for commercial establishment.


**ASSEMBLY TIME**
**40 MINUTES**

## PARTS IDENTIFICATION

### B1 (BOX 1)

A		HEADBOARD	1PC
B		HEADBOARD SUPPORT LEG	2PCS
C		HEADBOARD PANEL	1PC

### B2 (BOX 2)

D1		RIGHT EAR PANEL	1PC
D2		LEFT EAR PANEL	1PC

### B3 (BOX 3)

E		FOOTBOARD	1PC
F1		LEFT BED RAIL	1PC
F2		RIGHT BED RAIL	1PC

G		BED SLAT	10PCS
H		BED SLAT WITH HOLES	3PCS
I		BED SLAT SUPPORT	6PCS
J		FOOTBOARD LEG	2PCS
K		CENTER RAIL	2PCS
L		CENTER RAIL SUPPORT	2PCS
HB		HEADBOARD COMPLETE *FROM BOX 1	1PC
ER		LEFT AND RIGHT EAR PANEL COMPLETE *FROM BOX 2	2PCS

## HARDWARE IDENTIFICATION

### Z(B3)- BOX 3 -

### HARDWARE PACK IS LOCATED IN BOX 3

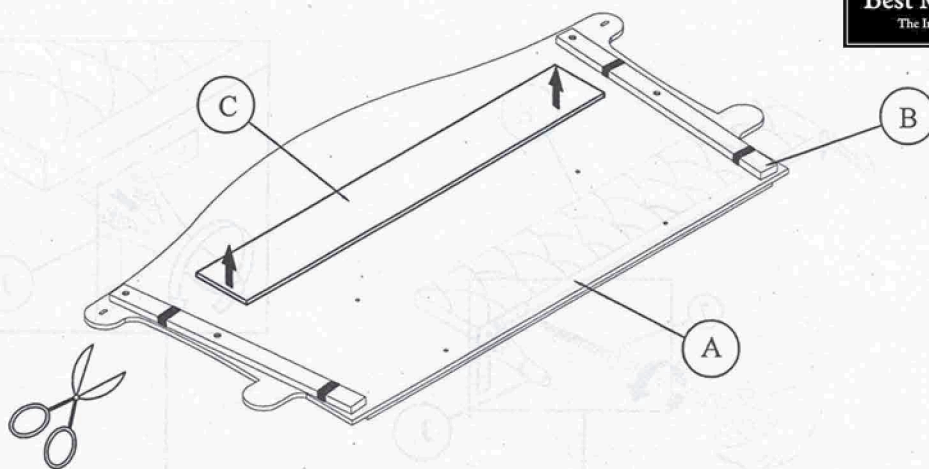
1		ALLEN WRENCH	1PC	7		MEDIUM SCREW	4PCS
2		SHORT BOLT	4PCS	8		LONG SCREW	28PCS
3		MEDIUM BOLT	10PCS	9		LARGE FLAT WASHER	22PCS
4		LONG BOLT	10PCS	10		SMALL FLAT WASHER	22PCS
5		LONGEST BOLT	8PCS	11		LOCK WASHER	22PCS
6		SHORT SCREW	4PCS	12		LEVELER	6PCS

NOTE : PHILLIPS HEAD SCREW DRIVER IS REQUIRED IN THE ASSEMBLY PROCESS ; HOWEVER , MANUFACTURER DOES NOT PROVIDE THIS ITEM .

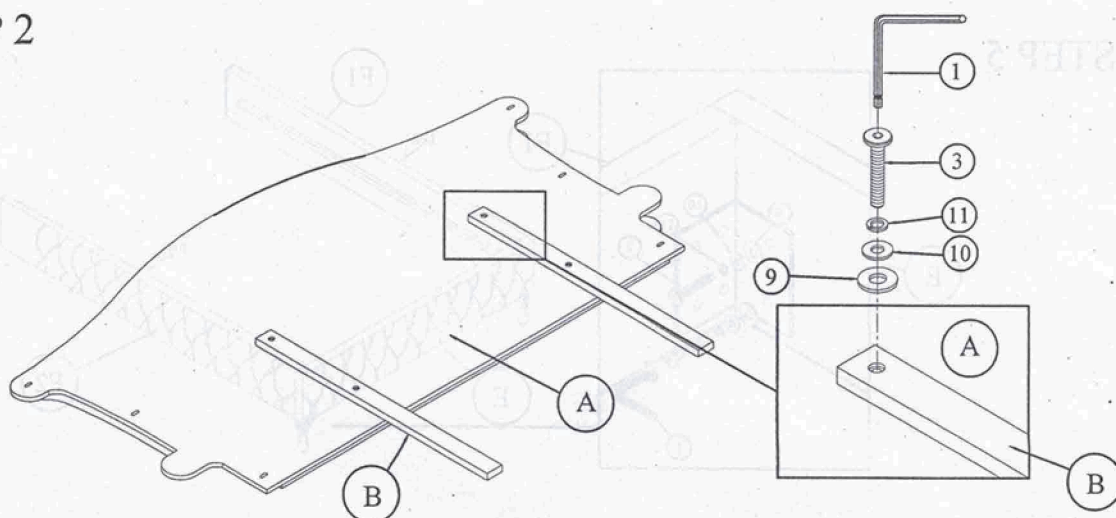


B1 - BOX 1

STEP 1

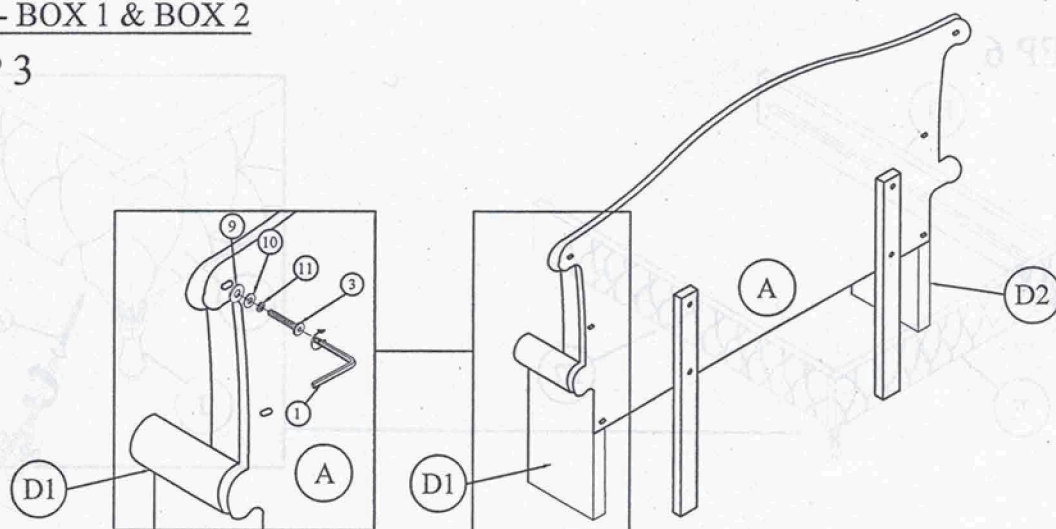


STEP 2

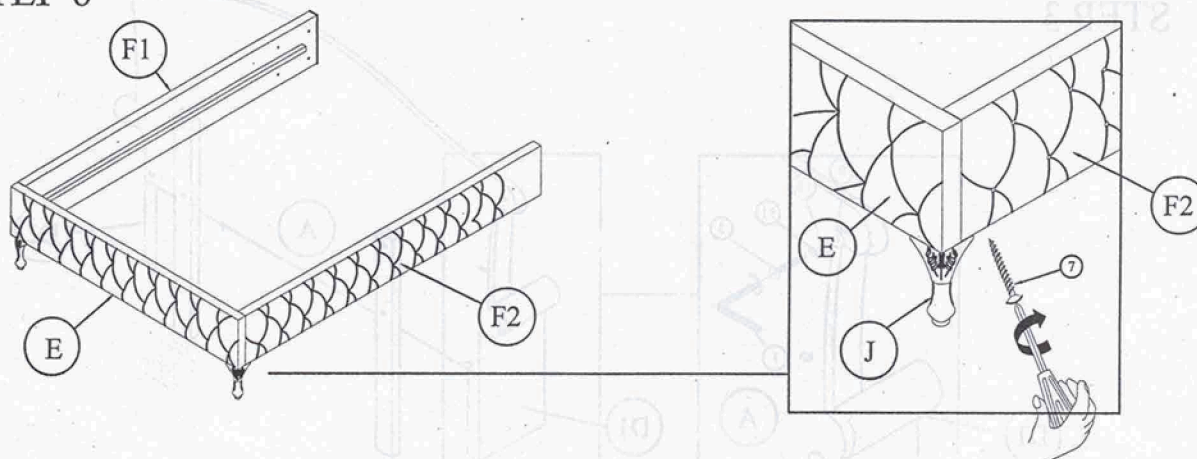
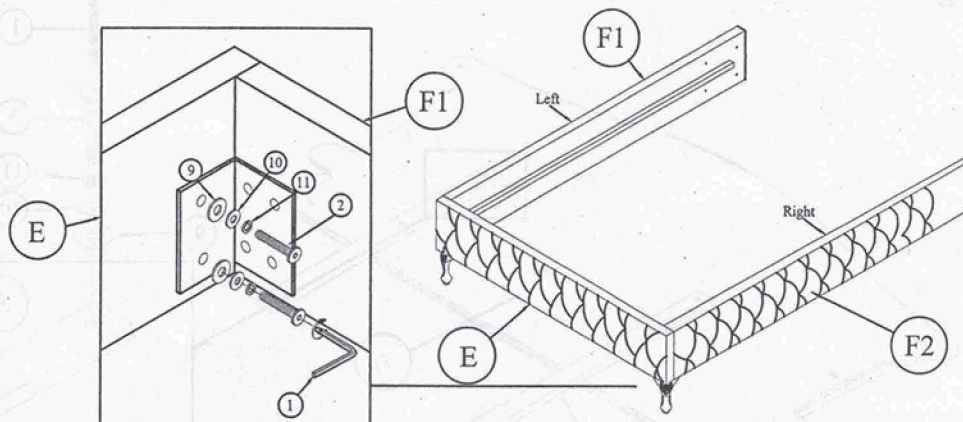
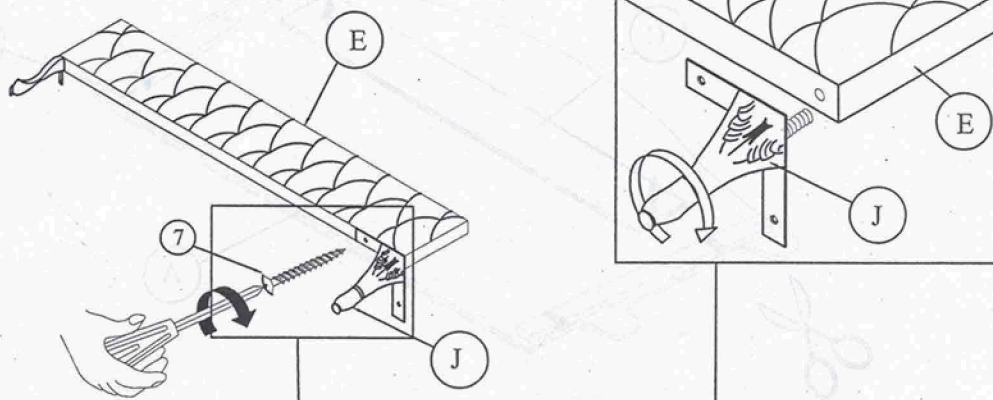


B1&B2 - BOX 1 & BOX 2

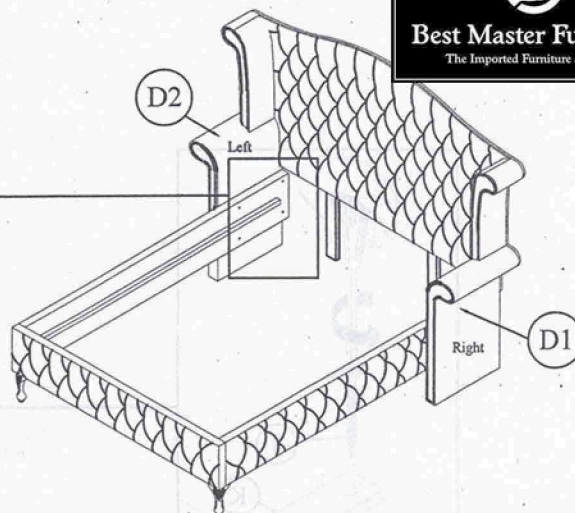
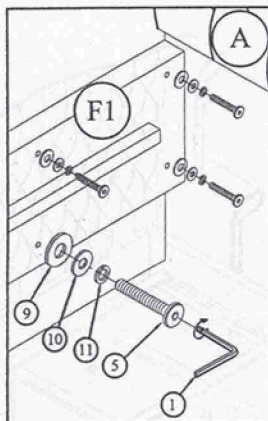
STEP 3



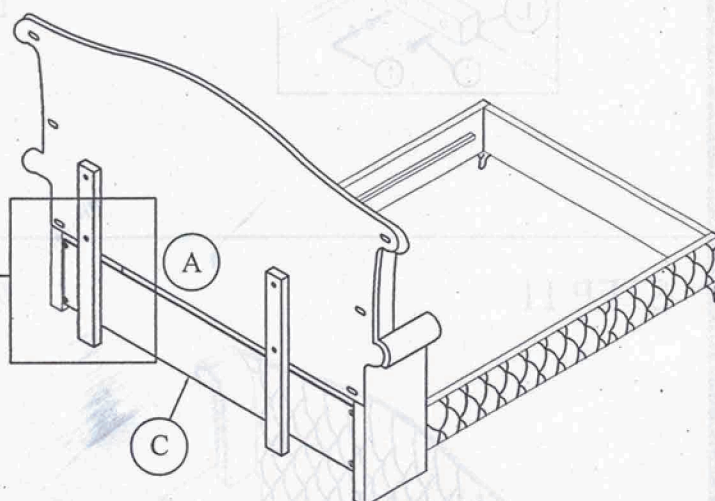
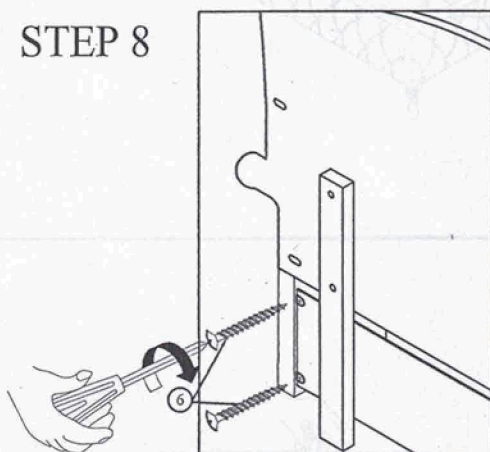




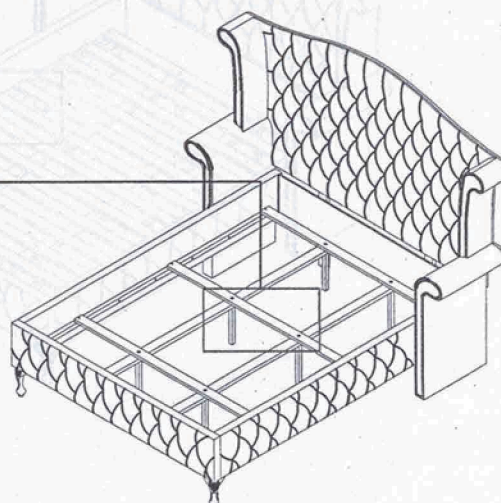
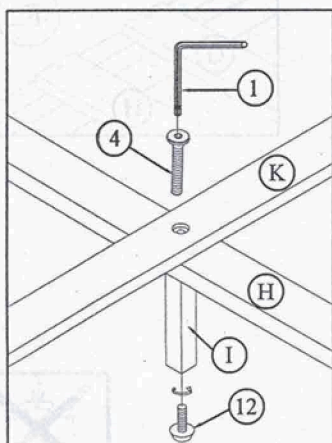
### STEP 7



### STEP 8



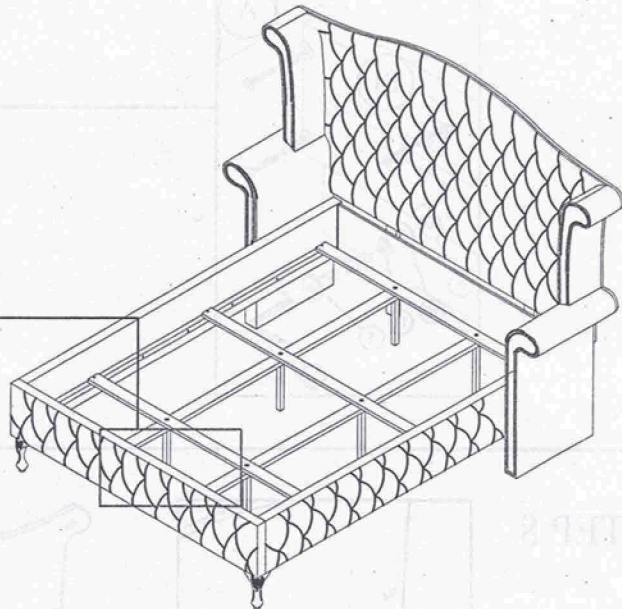
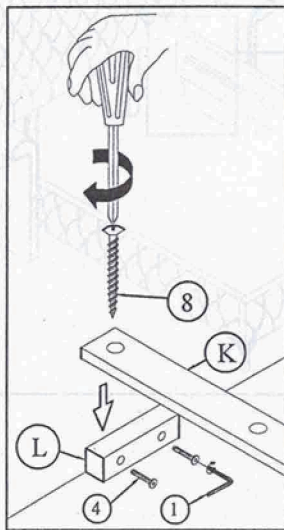
### STEP 9







STEP 10



STEP 11

