

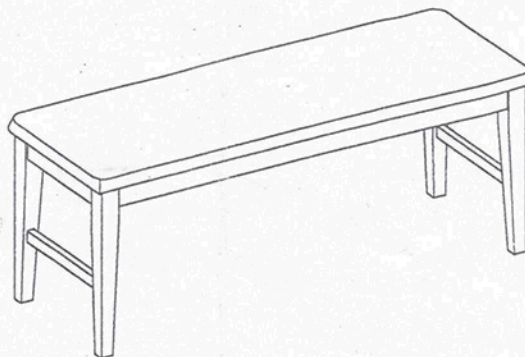


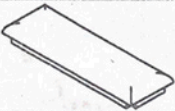







**Best Master Furniture™**  
The Imported Furniture Specialist

# ASSEMBLY INSTRUCTION

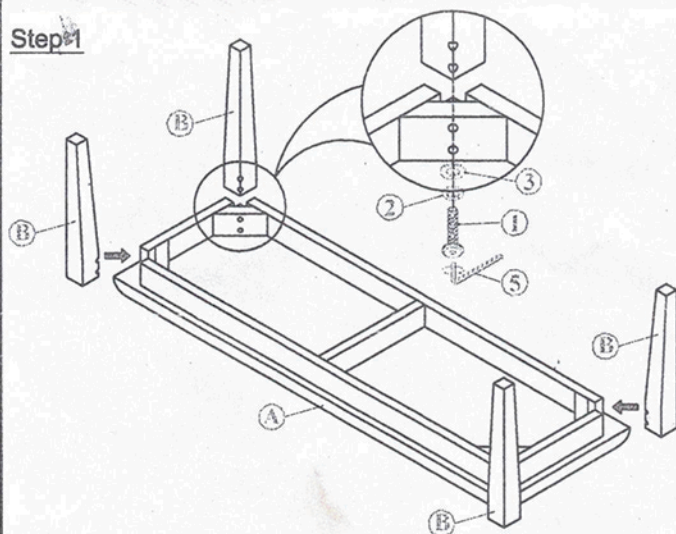
MT14 - 03 ( DINING BENCH )

Thank you for purchasing this quality product. Be sure to check all packing material carefully for small parts, which may have come loose inside carton during shipment. Identify and count all parts and compare with the parts list below.

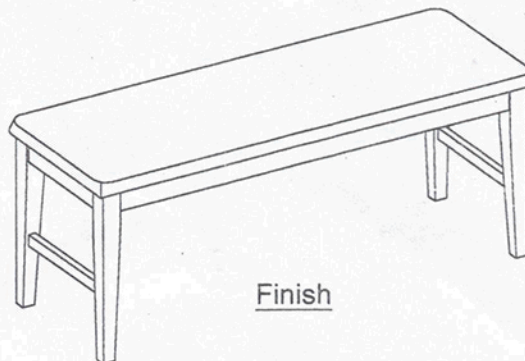
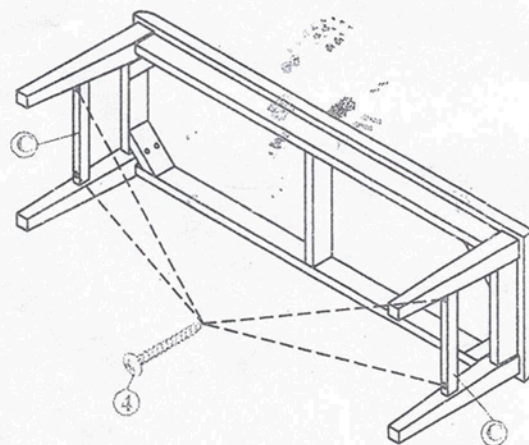


No.	Component		Q'ty	No.	Component		Q'ty	No.	Hardware list		Q'ty
(A)		Seat	1	(C)		Brace Bar	2	(1)		Bolt M6x60	8
(B)		Leg	4					(2)		Spring Washer M6x13	8
								(3)		Flash Washer M6x19	8
								(4)		Screw M4x50	4
								(5)		Allen Key K4	1

Step 1



Step 2



Finish