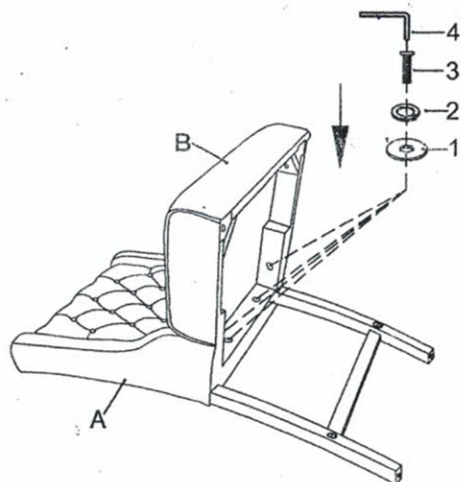




**Best Master Furniture™**  
The Imported Furniture Specialist

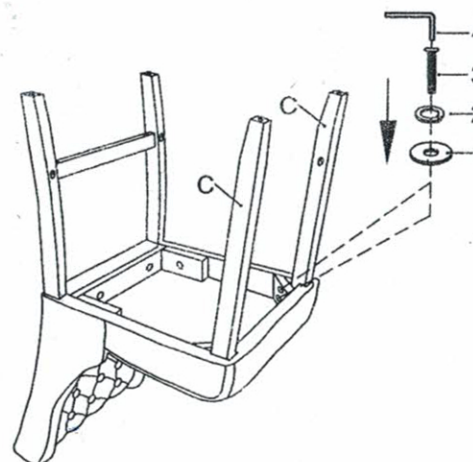
# Y782 Bar Chair - ASSEMBLY INSTRUCTION

①



NOTE: Do not fully tighten the bolts in this step .

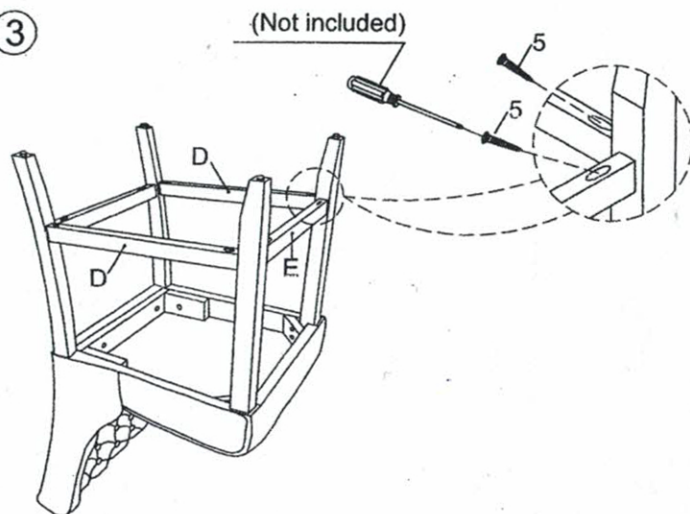
②



NOTE: Do not fully tighten the bolts in this step .

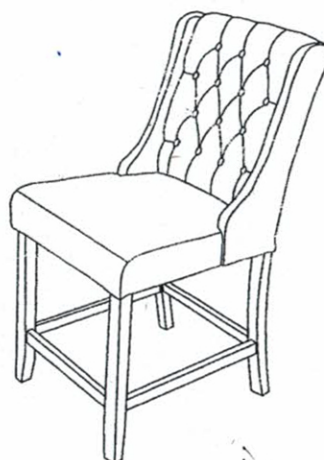
A		1 pc
B		1 pc
C		2 pcs
D		2 pcs
E		1 pc

③



NOTE: Please tighten all the bolts and screws in this step .

④



Completed assembly,  
now your chair is ready .

1		Flat Washer $\varnothing \frac{5}{16}$ "x22x2mm	8 pcs
2		Spring Washer $\varnothing \frac{5}{16}$ "	8 pcs
3		Bolt $\varnothing \frac{5}{16}$ "x 2"	8 pcs
4		Allen Wrench $\varnothing 5$ mm	1 pc
5		Screw $\varnothing 8$ x38mm	6 pcs