

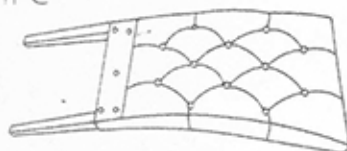


Best Master Furniture™
The Imported Furniture Specialist

ASSEMBLY INSTRUCTION

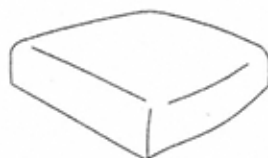
DINING CHAIR T1953

A. 1PC



Chair Back

B. 1PC



Chair Seat

C. 2PCS



Front Legs

D. 9PCS



Ø5/16*2"
Bolt

E. 9PCS



Ø5/16"
Flat Washer

F. 9PCS



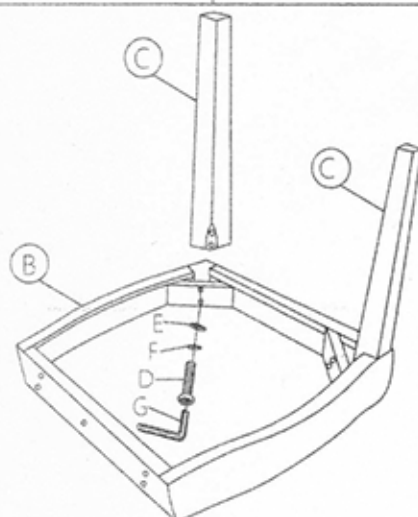
Ø5/16"
Spring Washer





G. 1PC



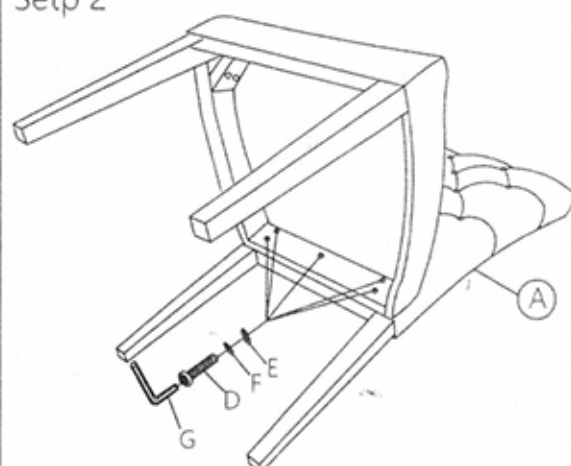
5mm
Allen Key





Setp 1



D. 4PCS	E. 4PCS	F. 4PCS	G. 1PC
			
Ø5/16*2" Bolt	Ø5/16" Flat Washer	Ø5/16" Spring Washer	5mm Allen Key

Setp 2



D. 3PCS	E. 5PCS	F. 5PCS	G. 1PC
			
Ø5/16*2" Bolt	Ø5/16" Flat Washer	Ø5/16" Spring Washer	5mm Allen Key



DO NOT TIGHTEN SCREWS UNTIL COMPLETELY ASSEMBLED!